

SOARS FIRST STEP

Download SOARS

- Access SOARS Official Website

- <http://www.soars.jp>

1. Select Language.
2. Click “Download” in the main menu bar.
3. Click “Latest SOARS” in the left-hand sub menu.
4. Download the 32bit or 64bit version of SOARS.



Download SOARS

Run SOARS

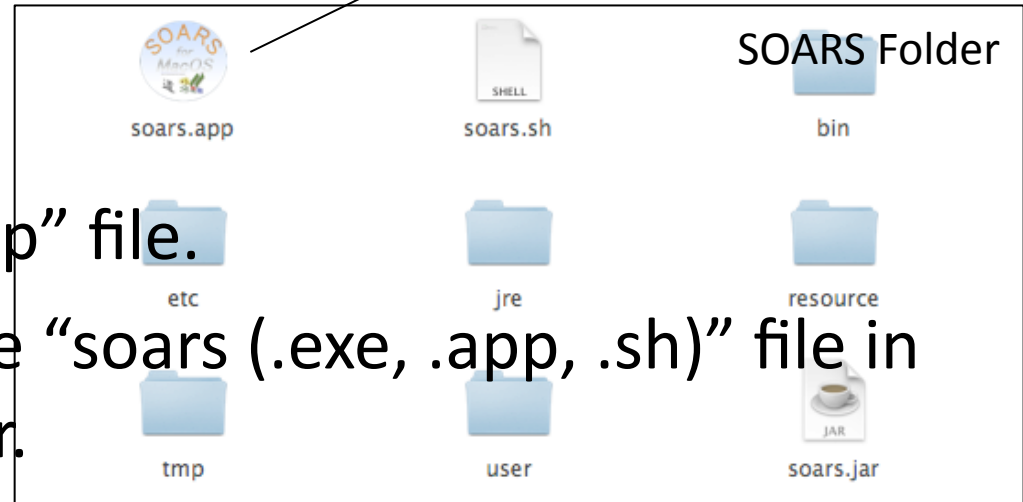
- To Run SOARS,

1. Unzip the “soars.zip” file.

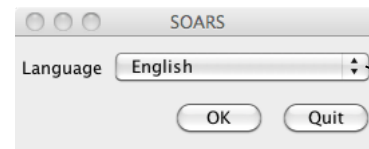
2. Double-click on the “soars (.exe, .app, .sh)” file in the “SOARS” folder.

- You can run SOARS by double-clicking on the “soars.jar” file if you have the Java environment.

3. Select a language.



Double-click



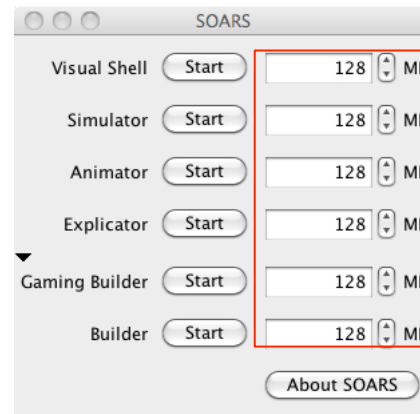
Select language

Run SOARS Applications

- To run SOARS applications
 1. Set the memory size.
 2. Click on the “Start” button which you want to run.

Standard Memory Size

Application	32bit	64bit
VisualShell	128-512	128-512
Simulator	512-1024	512-
Animator	512-1024	512-
Explicator	512-1024	512-
Gaming Builder	128-512	128-512
Builder	128-512	128-512



Set Memory Size

SOARS Forum

- SOARS Forum
 - You can post your problems and SOARS Project will solve them.
 - You can attach your model, so SOARS Project may easily solve problems in your mode.
 - <http://www.soars.jp/en/forum/>
 - Registration is needed.

